

## Prentice Centre Magazine

NUMBER 3 SUMMER 1994

# Switching off at the End of an Era

When Wilfred Brimblecombe, of Prentice Centre, pressed the power down button on the IBM 3081 computer (UQVM) there were many individuals who were saddened to see it go.

After all, the IBM had been around for a long time — from 14 May 1984 to 28 July 1993 to be precise — and it had served the University of Queensland well during that time.

In its heyday, the IBM worked round-the-clock servicing many academic clients and some business related clients. Academics from Anthropology and Sociology, Government, Classics and Ancient History, Engineering, Computer Science, and many other departments from the physical sciences used this machine for their research and teaching. The machine was also used for “real world” business by clients such as the Australian Equine Blood Typing Research Laboratory and the Queensland Tertiary Admissions Centre (QTAC).

In 1991 applicants to QTAC for a tertiary place in a Queensland academic institution in 1992 were processed using UQVM for the last time.


In 1984, the IBM was considered fast, “sophisticated and state-of-the-art”.

It contained 10 gigabytes (10,000 Kbytes) of disk storage which was about three times the amount of on-line disk storage provided by the other big systems at the Centre combined, namely the UQVAX, KA and KL.

In late 1987, the IBM was upgraded from a single processor

3083 to a dual processor 3081 computer, more than doubling the capacity of its central processing unit performance.

The room which housed the IBM on level one of the Prentice Centre is now occupied by the recently installed Cray Y-MP Supercomputer.



*Above: Wilfred Brimblecombe (left) of Prentice Centre pressed the power down button of the IBM 3081 computer (UQVM) as Centre staff, Director Alan Coulter (right) and Hugh Griffiths (centre) look on.*



## *In this Issue...*

Switching off at the End of an Era .....	1
Prentice appoints first female Associate Director .....	2
Art and Science Complement Each Other .....	3
Surfing the Internet .....	4
Archie .....	4
Gopher .....	5
World Wide Web .....	6
WAIS .....	6
Veronica .....	6
Help with Audiovisual Equipment at your Fingertips .....	7
1994 Audiovisual Orientation Workshop and Information Session for Lecturers .....	7
Software Piracy: Avoid it at all costs .....	8
Security Upgrade for Computing Facilities .....	9
Questnet '94 .....	10
Online Documentation replaces UQVAX Manuals .....	11
Prentice has the Facts .....	11
Technology Shop Hours .....	11
Work Experience works well for Prentice Centre .....	12
Prentice staff arm themselves with first aid skills .....	14
New Faces and Staffing Changes at Prentice .....	14
Prentice Staff Directory .....	19

## *mag@cc*

PUBLISHED by the Prentice Centre — Desktop Publishing, The University of Queensland, 4072, telephone 365 4169.

Produced using QuarkXPress on an Apple Macintosh II CX.

Photographs by the General Photography Unit.

Printed by the University Printery.

Submission of articles are welcome and should be directed to:

The Editor, *mag@cc*

Prentice Centre

The University of Queensland Qld 4072

or electronic mail:

*mag@cc.uq.edu.au*



*Above: Noela Meier, first female Associate Director at Prentice, new to the management team*

# Prentice appoints first female Associate Director

The Prentice Centre recently appointed a new member to its senior management team.

The position of Associate Director (Information Systems Production) has been filled by Ms Noela Meier, an MBA graduate from The University of Queensland with over 15 years' Information Technology experience at Prentice.

Noela will be responsible for integrating multimedia and database technologies and bringing these into production in the University environment. You can contact Noela by phoning 365 4334 or e-mail *n.meier@uqvax.cc.uq.edu.au*.





# Art and Science Complement Each Other



Art and science can be used to complement each other as the Mathematics Department at the University of Queensland can testify.

Dr John Belward, Senior Lecturer of the department, spearheaded a project where he visualised the spreading Jacaranda tree in front of the Priestley Building being reproduced onto a T-shirt to promote the department's image.

He said he thought that many staff and students would identify the Mathematics Department with the Jacaranda tree as it had become somewhat of a landmark on campus.

Armed with a photograph of the tree and building, Dr Belward commissioned Sue Gray, Graphic Designer with the Prentice Centre's Television Unit, to design an image for T-shirts.

Sue said initially she planned to sketch the scene *alfresco*, but the idea of working from the photograph appealed as it meant

bad weather would not interfere with the project.

"I used Aldus Freehand 3.1, a computer graphic software package to design the purple Jacaranda with the silhouette of the building in the background," she said.

"And I'm pleased that the Mathematics Department was delighted with the end product."

Dr Belward said the T-shirt, a "first" for the department, was so popular that it had already been reprinted — supporting the inscription on it: "Mathematics counts at the University of Queensland".

"Complimentary feedback on the design had been received from visitors to the department, including work experience students, who'd been presented with a souvenir T-shirt," Dr Belward said.

The idea had obviously made an impact around campus as Dr Belward has had a number of enquiries from other departments wanting to follow through with a similar idea.

In 1992, Prentice Centre's Television Unit produced a Mathematics Department video for Courses and Careers Week in which the Jacaranda tree featured once again.

For more information on the Mathematics' T-shirts, contact the Mathematics Department office on 365 3277 or Dr John Belward on 365 3257, Room 325, Priestley Building (Nº 67).

For similar artwork, contact Sue Gray on 365 4336 or the Television Unit, Fifth Level, Prentice Building (Nº 42).



Above: Sue Gray, Graphic Designer of Prentice Centre and Dr John Belward, Senior Lecturer of the Mathematics Department reviewing the T-shirt design.



# Surfing the

A staggering amount of information is available to everyone on all the computers around the world, waiting to be accessed using Internet, the international computer network.

With all that information on all those computers, how do you know what is there, and where do you look for what you want? **Now we have access to programs that are making it simpler to find information over Internet.**

Some of the information you find will be very useful to your work or research. Some information will be interesting, fascinating or amusing. For example, you may find some factual information on a scientific subject to aid your project. Else, you may be interested to know weather

forecasts in Canada if you are travelling there. Perhaps you would like to see pictures of outer-space taken from the space shuttle!

To help you "surf the internet", several tools are available of three main types: menu, searchable database and hypertext. Below we describe each tool, how to access the tool, and what kinds of information can be found using that tool.

We invite you to skim across the network to find all sorts of interesting information. But watch out! You're likely to spend

hours searching and exploring along with thousands of others around the world.

Now all you need is access to the internet, the world-wide computer network, with an account on either UQVAX or Brolga. To set up an account on either of these computers, call the Accounts Section on extension 53765. It is possible to access the internet with a PC or Macintosh computer.

*Surf's up!*

---

## — Archie —

**Archie** is a computer with links to other computers **throughout the world**, which allows you to **search for and retrieve files** on many **general, technical and scientific topics**.

Almost every mainframe computer in the world allocates space for public use. Computer administrators fill these public spaces with useful files which they don't mind sharing with the rest of the world. Anyone can access the public space on these computers and transfer files to their own computer. These public spaces are called Anonymous FTP Archives.

**Archie is a search service for locating files stored in the Anonymous FTP Archives around the world.** Once *Archie* has indicated what computer holds the files you want, you then use *Archie* to access the files on the remote computers.

Use *Archie* on Brolga by typing in *archie* followed by the topic of your search. Brolga will respond with the host computers and file names of matches. *Archie* is available also via *Gopher*.

For example, are you looking for information on Japan? *Archie* allows you to search for Japan then lists what files are available and on what computers. By logging into the remote computer's public space anonymously, the files can be retrieved to your own computer.

*Archie* has other uses too. For example, *Archie* will help you find an electronic mail address. Many books are available through *Archie*, for example, *Zen and the Art of the Internet*. Programs are also available for all types of computers including PCs and Macintoshes.

Prentice runs a course called *Using Archie* which covers the specific commands you need to know to use *Archie* and demonstrates the kinds of information to be found. Enrolments for this course are made through Client Service (ext 54400).

---

**Warning!** There is no guarantee that information found over the internet is accurate.

---



# Internet

## — Gopher —

The image of a gopher is of an American, short-tailed, burrowing animal, or a person who runs errands and does odd-jobs. However over the internet, **Gopher is a tool to browse, search and retrieve information throughout the world.**

*Gopher* is now by far the most popular and universal Internet service and is growing rapidly. Through its unlimited hierarchy of menus it gives you access to a huge variety of subjects such as:

- Weather reports
- Book and film reviews
- Sporting events information
- Information on a business (size of company, products, services, address, etc)
- Library catalogues throughout the world (including the University of Queensland)
- Course and administrative information from other Universities
- Special interest databases (eg, Chemistry, etc)
- Recipes
- Computer questions and answers
- Information on Gopher itself

### **Gopher is great for exploring.**

Just keep making choices from the menus to see what you discover. Some choices will be documents. Other choices are simple databases that let you enter a word to look for in a particular database.

Jane Wilson, Education Services Officer at the Prentice Centre, enjoys using *Gopher* and wants to spread the good news.

She said, "The beauty about this program is that once you have located information, you can mail it to yourself and keep it on your own computer for later use."

To access *Gopher* from Brolga or UQVAX, type **gopher**. (There are also *Gopher* programs available to run on PCs and Macintosh

computers.) You will see a menu of choices and you can begin exploring.

Information can be transferred to just about any computer including:

- Macintosh
- DOS
- Microsoft Windows
- UNIX (full screen, emacs, X-Windows)
- VMS full-screen
- OS/2

The *Gopher* software was initially developed at the University of Minnesota to solve the problem of disseminating information to its population. The potential of this software was quickly realised by the Internet community and hundreds of institutions now provide information sources (*Gopher* servers) of their own. More than 800 *Gophers* are available and growing daily.

The collection of *Gopher* servers available on the Internet has come to be known as *Gopherspace*. Once you have reached one *Gopher*, you can link to any other *Gopher*. The computer creates the links between the *Gophers* (not the user) making *Gopher* a very user-friendly program to use.

*Gopher* is intertwined with other Internet services: *Veronica*, *Archie*, *WAIS* and *WWW*.

It is possible for The University of Queensland to provide its own *Gopherspace*. Prentice is keen to assist anyone interested in providing useful information to the world. Contact Client Service via email (help) or telephone on 365 4400 for *Gopher* enquiries or information about providing a *Gopherspace*.

### There are three models of Internet services:

**Menus** are simple to use. From a presented list of choices you select one, leading to another list of selections. Instead of typing some long sequence of characters, you just move your cursor to your choice and hit enter. **Gopher** is a menu driven program.

For searchable **databases**, you can search for a single key word or for combinations of words. **Veronica**, **WAIS**, and **Archie** are searchable databases.

With **Hypertext**, the document contains references to other documents such that those referred documents are immediately accessible. **WWW** is a hypertext system.

### Archie vs Gopher

With *Archie*, you need to retrieve the information, then read it. Therefore it is possible to retrieve useless information. With *Gopher* you can read the information before you retrieve it, so you know what you are getting.

Information is easier to find using *Gopher*, because the system is menu driven and there are many searching tools which are simple to use. With *Archie*, you need to know the specific commands to find information.

more on page 6 ...



... more on page 5

## — World — Wide Web (WWW)

*World Wide Web* is another system that is great for exploring and discovering all kinds of interesting information.

WWW is somewhat similar to *WAIS*, but it's designed on a system known as hypertext.

**Words in one document are "linked" to other documents.** Graphics and sound files are also included.

It's sort of like sitting with an encyclopedia — you're reading one article, see a reference that intrigues you and so you flip the pages to look up that reference.

Each reference in WWW is numbered. **To navigate the web, type the number next to the reference** and the computer flips you to a new document.

For example, you may be reading about frogs and see a reference to ponds (numbered 8). You type 8 to flip to read about ponds and find a reference to water lillies (numbered 14). You type 14 to flip to read about water lillies.

Access to WWW is usually through *Gopher*.

### Information sources

- A Guide to Network Resources by Marek Zielinski
- Big Dummies Guide to the Internet
- The UCS Word, #3 Oct 1993 (newsletter of The University of Newcastle, Computer Services)
- Access, August 1992 (newsletter of the Australian National University Computer Services Centre)

## — Veronica —

Because there are more than 800 *gophers*, it can be difficult to know where to locate information. Fortunately, ***Veronica* maintains an index of titles of *gopher* items, and provides key word searches of those titles.**

This useful tool solves the problem of finding information without having to burrow through the rapidly expanding *gophers*, menu by menu, site by site. *Veronica* is updated usually every week.

*Veronica* is an internal function within *Gopher*. To search, you will be prompted to enter a key word you are interested in. The simplest search is just a single word, or it is possible to perform a search with a more detailed combination of words. ***Veronica* will search through hundreds of *gophers* to provide a menu of matches relevant to the key word.**

Perhaps you need to find studies on *osmosis*, but don't know where to begin looking inside *Gopher*. Using *Veronica*, you'll search for *osmosis*. *Veronica* will match *osmosis* to say, 9 titles and provide a menu of these items which you can browse. If you find useful information you can retrieve it to your own computer.

*Veronica* stands for Very Easy Rodent-Oriented Netwide Index to Computerised Archives.

## — WAIS —

Think of how much time you could spend logging into the various databases over the Internet just to find small pieces of information. *WAIS* provides another way to find information hidden on the Internet quickly.

*WAIS* is the Wide Area Information Service, a search service for the collection of hundreds of databases on many specific subjects.

There are around 600 *WAIS* databases on just about every imaginable topic such as Aboriginal Studies, Molecular Biology, the Bible, and even The Simpsons! These databases are publicly accessible. Their popularity means more and more databases are being made available over the Internet regularly.

Access to *WAIS* is usually through *Gopher*. To find information, *WAIS* will search dozens, even hundreds, of different databases for a key word, in a similar way to *Veronica*. However, *WAIS* not only searches the titles of files for the key word, but it also searches within the files. Therefore, the key word does not need to be within the title of each file for a match to be found. *WAIS* responds by supplying a menu of documents ranked in order of the number of matches, which you can browse. If you find useful information you can retrieve it to your own computer.

For example, you can find information in the medical sciences database about *AIDS*. The key word search might be on *AIDS* (but it could be on numerous other key words). *WAIS* then searches within all the files of the medical sciences database and provides a menu of all the files to do with *AIDS*. You are then able to browse each file.

A useful feature of *WAIS* is the way it highlights the key word within each file, enabling you to find the sections of the file you need quickly.



## Help with Audiovisual Equipment at your Fingertips

Audiovisual equipment supports your presentation or lecture, but it is not always simple to operate. To overcome difficulties when using audiovisual equipment, contact the Technical Services group of Prentice Centre. They advise in the operation of equipment and will solve problems.

Technical Services is responsible for most audiovisual equipment throughout lecture theatres in The University of Queensland including:

- projectors
- screens
- audio systems
- television

Technical advice and costing for installations, maintenance and upgrades of audiovisual equipment is readily available.

Call Technical Services on 365 4032 or 365 4406 next time you need some audiovisual expertise.



*Above: Work Experience student Simon Wedgwood and Col Gilmour (right) of Technical Services, Prentice Centre, repairing a Kodak slide projector, found in many lecture theatres at the University of Queensland.*

## 1994 Audiovisual Orientation Workshop and Information Session for Lecturers

Prentice is conducting hands-on training and information sessions to enable Academic staff to become proficient in the operation of audiovisual equipment in the University's lecture theatres.

Details on session times and equipment to be demonstrated for St Lucia and Gatton campuses are below.

Further information may be obtained from Col Gilmour (Technical Services) on ext 54032.

### — St Lucia Campus —

Where: Physiology I Lecture Theatre  
Dates: Monday 14 February 1994  
Tuesday 15 February 1994  
Times: 9.00 am – 11.00 am  
2.00 pm – 4.00 pm

### — Gatton Campus —

Where: Gatton Campus Main Lecture Theatre  
Date: Tuesday 15 February 1994  
Times: 10.00 am – 12.00 am  
1.00 pm – 3.00 pm

### Equipment to be Demonstrated:

1. The Public Address Amplifier
2. Radio Microphones
3. The New Generation Kodak EKTAPRO 5000 35 mm Slide Projector
4. The 3m Model 908 Overhead Projector
5. Sony Data Projector
6. Proxima Data Display Projection Panel with an EIKI Super Bright Overhead Projector
7. Sony Video Projector
8. The Operation of the Central Video Replay System
9. The EIKI Single Lens Video Projector
10. Operation of the Lectern AV Equipment and Lighting Controls

### Equipment to be Demonstrated:

1. The Public Address Amplifier
2. Radio Microphones
3. The New Generation Kodak EKTAPRO 5000 35 mm Slide Projector with Infra-red Remote Control
4. The 3m Model 3400 Overhead Projector
5. Sony Data Projector
6. Operation of the Lectern AV Equipment and Lighting Controls

Other equipment being demonstrated will be:  
The Proxima Data Display Projection Panel with an EIKI Super Bright Overhead Projector, and  
The EIKI Single Lens Video Projector



# Software Piracy

## *Avoid it at all costs*

This article won first place for articles of fewer than 1500 words in the Technical Writing Competition at the 1992 User Services Conference of the ACM Special Interest group on (North American) University and College Computing Services.

When we speak of pirates in today's world, two different visions come to mind. The first is of a latter-day swashbuckling ruffian who captures cargo ships and steals the riches and wealth aboard for himself. The second is of a person who copies software from a source to their own PC, without purchasing it from a legal vendor. We may see both as underdogs, fighting the injustice of "the system", while remaining worthy at heart, and therefore somehow admirable. No wonder software piracy is not viewed as a crime by most people. In fact, software piracy is a crime. It is theft.

When a software package is purchased from a legal vendor, a

contract exists between the vendor and the purchaser. This contract, called a licence, can be found in various places: in the instruction manuals, other documentation, or on the disk itself. Most people believe that once they have purchased software, they own it. This is not quite true. In fact, what has been purchased is the licence which allows the purchaser to use the product. The software company still owns the software. This lack of understanding often leads to breaches of the contract through software piracy, and in many cases the culprits are not even aware of the illegalities of their actions.

Sometimes, just breaking the seal of a disk package constitutes a legal

and binding acceptance of the licence's conditions.

Don't make the University the target for the next search warrant. The embarrassment that would be caused by a lawsuit would be damaging to the reputation of the University, and the fines can be very expensive. Don't be fooled into thinking that only the University will be liable and have to pay. Depending on policies in place within your department, you too, might be liable.

What follows are some common situations that will test your knowledge of what is legal and what is not when it comes to software duplication.

### *Situation 1...*

A software program has been purchased by an office for one of its employees. Other employees in the same office hear of the program and discover that it would be a great help to them in their work. Can legal copies be made?

### **Answer**

No, legal copies cannot be made. Many people make this mistake, believing that as long as the program is for company business, the use of it within the workplace is legal. Most licence agreements require that each machine or workstation that uses the program must have a purchased copy of that program.

### *Situation 2...*

A computer which "belonged" to the employee you are replacing is now yours. All sorts of wonderful programs are on it and you assume they are legal copies. If you are audited and are found to have illegal software on your machine, are you responsible?

### **Answer**

You may be responsible, depending on policies within your department. Just because somebody else put the software on the machine doesn't mean that you are blameless. Essentially, you turned a blind eye and benefited from the existence of the software on the machine. Ways to determine whether or not your software is legal are: check to see if official documentation exists for you your machine; check to see if there

*Republished with permission from "Computing Services News", La Trobe University (August 1993, Vol 16 No 2). First published in "Campus Computing", University Computing Services, University of British Columbia, Canada (January 1992, Vol 7 No 1) by Wendy Alexander (UCS) and Teresa Tenisci (ISM).*

are any official diskettes for the program; check for official templates on your computer keyboard. If none of these three exists, be prepared to find out that the software is illegal. You may want to speak with the person in your department for further information on the programs installed on your machine.

*continued on page 9...*



# Security Upgrade for Computing Facilities

by Danny Smith, Prentice Centre

Several measures have been implemented to help strengthen the security of our computing facilities and better protect your valuable information.

It is important for Prentice's security to log all connections to its computers. In the past, the Prentice Centre has provided public use facilities (with minimal security) for use by staff and students, and maintained a pool of dial-in modems for staff and students to access computers from their homes. Due to increased attempts to gain illegal and unauthorised access to computer systems using these facilities, it recently became necessary to increase the security of these devices.

Now, to use the dial-up modems or the public access terminals, you must enter a username and password before you can connect to any computer on

the network. This now means that any attempts at illegal or unauthorised access can be traced back to a particular connection, and therefore, to the owner of that account.

It is vitally important to choose a good password for your account; if your account is used by someone else, you could be held responsible for any illegal or unauthorised activities.

Prentice *FactSheet* 17, *Choosing a Secure Password*, is available to help you with creating good passwords. I highly recommend that you make use of that information. Contact Client Service (ext 54400) for your copy of this *FactSheet*.

... continued from page 8

## Situation 3...

The office operates on a network. Since one person has a legal copy of a software program, and has installed it on the network, everyone is allowed to use it. True or False?

## Answer

Either answer may be correct, depending on what the software licence says. Some licences are strict and insist that every person who uses a program, whether it be on a network or not, must purchase the program. Some software companies sell site licences, and these allow everyone on the network to use the program without purchasing copies for each individual who will use it.

## Situation 4...

An update for your spreadsheet program arrives. Your co-worker has been asking you for a copy of the program, but you know that it is illegal so you refused. But now that the new version has arrived, and you have no need for the old version, can you give it to your co-worker?

## Answer

No. Updates are defined as enhancements to the original package that you purchased. Once the package has been updated, the old package should be destroyed or used solely as a backup.

Prentice will help with any queries regarding the legality of software. Contact Client Service on ext 54400.

## Situation 5...

You have a big presentation to give tomorrow and, as 5 o'clock rolls around, you realised that you have to be home to babysit your children. Once the kids are settled in bed, can you use the software from the office on your home machine?

## Answer

Maybe. Again, it depends on what the software licence says. Some licences say that software can be used both at home and at the office. Some say that the program can be used on several machines, provided that no two are running at the same time. Some programs are very restrictive, and say that the program can only be used on one machine. If you don't have access to the licence, or if you find it ambiguous or unclear, make sure you check with someone such as a technical support person, about the details before you copy anything.



# QUESTnet

## '94

QUESTnet is the Queensland Education, Science and Technology Network and represents the Queensland region of the Australian Academic and Research Network (AARNet).

In 1991 the inaugural QUESTnet Winter Workshop was held at James Cook University and this was followed in 1993 by a workshop at the University of Central Queensland. The conference, termed the Winter Workshop because of the time of year in which it is held and in deference to the AARNet Workshop held annually in December, has developed a strong technical focus supporting all aspects of the Queensland network environment.

In 1994, from 6-8 July, the workshop is to be held at the University of Southern Queensland in Toowoomba. The workshop theme is to be Networking Queensland Information Services and it is anticipated that sessions will address network infrastructure, applications and service aspects related to this topic.

### Who should attend?

It is anticipated that the workshop will be of benefit to a broad cross-section of network users and others interested in computing communications and the services made available by this technology, in particular:

- Industrial and commercial executives and senior staff who are interested in establishing direct links to the research capability and networking facilities provided by the QUESTnet partnership.
- End users of the network such as academics, researchers, distance educators and tertiary administrators.
- Network managers and implementers and information technology service providers from academia, government and industry.
- Librarians, trainers, consultants and others who provide and facilitate access to information provided on the QUESTnet communications infrastructure.
- Telecommunications carriers and service providers.
- Telecommunications and computer equipment providers.
- Others using, involved with or otherwise interested in QUESTnet.

### Call for Papers

The conference planning committee requests that people or organisations interested in participating in the conference by presenting papers, being involved in discussion sessions or by providing demonstrations notify them of their interest. Proposals are requested at the earliest possible convenience but should be received no later than 31 January 1994.

For each presentation proposal you are requested to include your name, title, affiliation, postal address, telephone number and electronic mail address. This information, as well as the paper title and topic area, can be submitted to the postal or E-Mail address provided below.

### Registration of Interest

Individuals or organisations who wish to register their interest in attending the workshop are requested to provide their details to one of the addresses given below.

Information about the workshop is available by e-mail:

[questnet94@usq.edu.au](mailto:questnet94@usq.edu.au)

anonymous ftp:

[helios.usq.edu.au](ftp://helios.usq.edu.au)

gopher:

[helios.usq.edu.au](ftp://helios.usq.edu.au)

or can be obtained by contacting Barry Mahoney on (076) 312108.

Postal mail can be addressed to:

QUESTnet Winter Workshop '94  
Information Technology Services  
University of Southern Queensland  
Toowoomba Qld 4350 Australia



**New telephone  
for  
Client Service**

**365 4400**





# ***Online Documentation replaces UQVAX Manuals***

Clients who use UQVAX and UQADM now have access to complete and detailed computing manuals online. The online documentation provides information on basic commands, programming languages, and computing applications.

The manuals are also online for departmental computers running VMS, Ultrix and OSF/1 operating systems.

Wilber Williams, Senior Specialist Systems Programmer at Prentice says, "The online documentation replaces manuals and frees those bookshelves!"

"The documentation is updated approximately every 3 months, therefore no-one will have to refer to outdated manuals.

"Online documentation has been limited until now. Only the help documentation has been available which is a short summary of specific commands. Help is meant to be a reminder of what you already know. Online documentation is an alternative to help."

Clients can search the manuals for information on hundreds of subjects from electronic mail to VAX Pascal.

To access the online documentation you need to have an X-terminal. Bookreader, a menu driven application, is used to read the online documentation. After choosing a topic, Bookreader opens two windows, the first

displaying a table of contents on the topic, the other window containing the documentation/book. The screen layout is clear, with the text formatted in easy-to-read fonts.

A feature of the online documentation is hotspots, which highlight references, examples, and figures. Click on a hotspot, and Bookreader zooms you to that referenced section, or shows you that example or diagram. For example, the documentation may say "See Section 5 for more information." Click on "Section 5" and Bookreader zooms you to Section 5.

The online documentation is housed on CD on Prentice's new Infoserver 150, and is permanently available.

The online documentation is available to anyone on campus. A small software package needs to be installed to make it available. Initial enquiries should be made through Client Service (ext 54400).

## ***Prentice has the Facts***

If you want to know more on any of the following, contact Client Service for a FactSheet.

- Prentice Services Summary
- Charges for Computing & Operations Services
- Choosing a secure password
- HOTLINE Problem Management System
- AARNet
- Massively Parallel MP-1204 Computer (MasPar)
- Television Unit
- SAS Software and Pricing
- VirusBuster Pricing
- Electronic Mail and Usenet News
- Modem Accounts
- Colour Video Printer
- About the Multimedia Design Unit
- AV Hire Equipment and Pricing
- Workstation for Students with a Print Disability

## **Technology Shop Hours**

### **Monday**

**10:00 am – 4:45 pm**

### **Tuesday**

**8:30 am – 4:45 pm**

### **Wednesday**

**8:30 am – 6:00 pm**

### **Thursday, Friday**

**8:30 am – 4:45 pm**


**Level 2 (ground floor)**

**Prentice Building**

**365 3943**



# Work Experience works well for Prentice Centre



*Above: Simon and Derek Browning (right) of Technical Services, Prentice Centre, servicing a personal computer.*

Work experience students Simon Wedgwood and Michael Ahn will definitely be telling their classmates about the week they spent at the University of Queensland.

Simon, a Year 11 student of Ipswich Grammar School and Michael, a Year 10 student of John Paul College, Daisy Hill agreed that the week spent at the University's Prentice Centre had given them a great chance to explore areas of interest.

Some of the areas in which Simon and Michael spent time included the Centre's Network Services, Technical Services, the Technology Shop and the Television Unit which gave them an insight into how information technology works.

Simon said his week at the Centre had given him a greater appreciation of the variety of computer related jobs available and this should help him decide in the future which one to follow.

"The Centre is an ideal place for a computer enthusiast to do work experience as it gives the individual an opportunity to sample a broad range of careers within their chosen field of computer science," Simon said.



*Above: Work experience student Michael Ahn (left) of John Paul College and Mark Noonan (right) of the Technology Shop, Prentice Centre, discuss Logitech, a new range of mice, trackballs, scanners and digital cameras now available in the Shop helping to continue the policy of stocking high quality products. Logitech have won many industry awards by producing state-of-the-art hardware coupled with the latest software products. Products are on display in the Shop.*





*Below: Michael and Jeff Scrivener (right) of Operations, Prentice Centre, reviewing a bromide from the Centre's autologic typesetter used for printing jobs.*

"A highlight for me was meeting some of the Centre staff — from Colin Gilmour of Technical Services and his motley but helpful crew down in the 'dungeon' to David Cassin and his efficient staff in the Shop.

"I had a great time at the Prentice Centre. Everyone was really helpful and as a result I always had something to do."


Michael hopes to complete either a computer science or medical degree at the University in the future.

He said "I was very interested to learn how the Network and Unix systems worked and I helped set up microphones in Mayne Hall".

"I was also given a glimpse of things to come when I inspected the new Cray Y-MP Supercomputer recently located in the Centre."

In 1994, the Centre will again be Michael's first preference for work experience.

Simon and Michael thanked everyone at the Prentice Centre for making their work experience week a success.



*Above: Work experience student Simon Wedgwood (left) of Ipswich Grammar School and Kelly White (right) of the Technology Shop, Prentice Centre, discuss new computer software available in the Shop.*

*If you would like to be included on the mailing list for Prentice Centre Publications, contact Client Service on 365 4400.*



## Prentice staff arm themselves with first aid skills

When was the last time you saved a life?

It may be a scary thought but it's vital to know how to save a life if the occasion arises.

St John Senior First Aid instructor at The University of Queensland, Martin O'Dee says that you can never know too much first aid.

"The 18 hour course offered at the University touches on all aspects a person is likely to come across in day-to-day living and provides a basic understanding of first aid," Martin said.

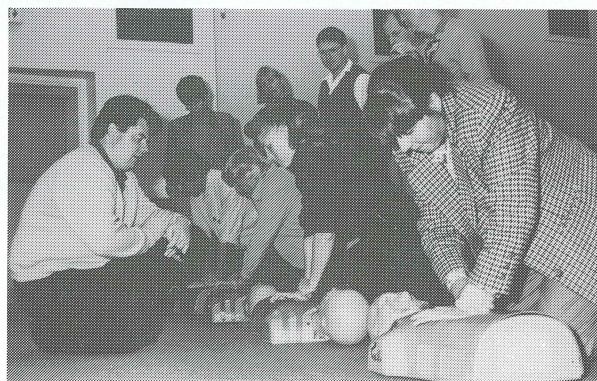
"It's also the level at which someone can be called a 'First Aider' and the accepted minimum standard for many university degrees," he said.

Recently, more than 30 Prentice Centre staff completed the two hour Cardio Pulmonary Resuscitation (CPR) component of the Senior First Aid course, coordinated by Jenny Cook from the Prentice Centre.

As depicted in the photos, the hands-on CPR course was fairly intensive, enabling staff to put their knowledge to the test.

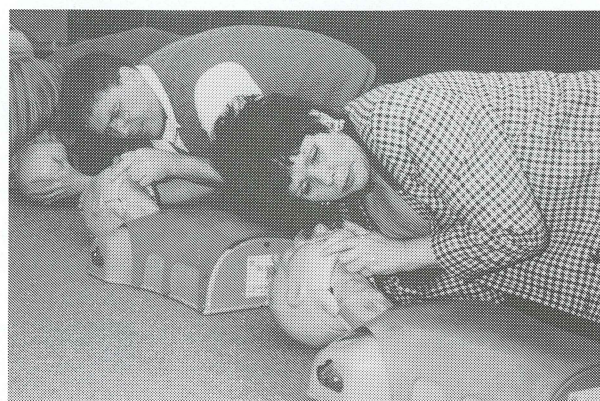
For further information or to enrol in a first aid course at the University, staff should contact Ms Nola Chambers of Health Service on 365 6210.

### Prentice Centre staff practise CPR



Above: (L-R kneeling) St John Senior First Aid instructor Martin O'Dee with Prentice Centre staff John Currie, Kevin Dalton, Loretta Davis, Jenny Cook.

(L-R standing) Sylvia Hoath, Maralyn Kenley, Max Norris, Derek Browning, Tom Biegel



Above: (L-R) Centre staff Maralyn Kenley, Max Norris and Sylvia Hoath

## New Faces and Staffing Changes at Prentice

### PRENTICE WELCOMES

**Dr Gary Allen Jr** to manage the newly formed High Performance Computing Group. Gary has a PhD in Aeronautical Engineering (Stanford University) and has recently worked on space craft propulsion and atmospheric entry problems with Mechanical Engineering.

The Television Unit welcomes **Donald McAllister** as Consulting Producer/Education Officer who will prepare and present courses on video production covering introductory and advanced topics,

and media skills for interviewees. Donald has been involved with video production since 1968. He has worked at the ABC and more recently at the Instructional Resources Unit at ANU.

**Angela Gardner** joins the administrative staff of the Technology Shop. **Claire Groves** has resumed work after 12 months' leave, taking over from **Vickie Columbus** whose contract has expired.

**Martin Nicholls** is studying a Master of Science Degree at Greenwich University in London

and will return late 1994. **Eric Halil** is seconded to QTAC until mid-1994.

The **Software Library** has been relocated to the ground floor of the Prentice Building. Enquiries should still be directed to ext 54075.

### Prentice farewells

- Jeff Scrivener,
- Janelle Briggs,
- David Taylor,
- Hugh Griffiths,
- Rob McMillan,
- Gary Young.



# Prentice Centre Staff Directory

## Summer 1994

### Director

Alan Coulter .....53630  
Jocelyn Dixon .....53521

### Client Services

Maralyn Kenley .....53698  
Yamini Ganasan .....54400  
Vanessa Thomas .....53765

### Marketing and Technology Products

Tony Bird .....53944

### Technology Shop

Mark Noonan .....54112  
David Cassin .....53943  
Angela Gardner .....54118  
Matthew Vanden Berg .....54308  
Kelly White .....53943

### PC Hardware Support

Chris McCorley .....53653  
Trevor Brennan .....54167  
George Nicholls .....54167

### Workstation Support Services

John Currie .....54429  
Simon Aitken .....53689  
Rick Ernst .....54288  
Alan Langdon .....53940  
Anthony Murdoch .....54078

### Production Services

Noela Meier .....54334

### Applications Development

Vern Bawden .....54403  
Loretta Davis .....54357  
Julianne Weekers .....54404

### General Photography

John Coker .....52430  
Cheryl Fairley .....51027  
Susan Grimley .....52242  
Neil Grose .....51953  
Chris Stacey .....52433  
Don Thompson .....52433  
Cherie Trenaman .....52242  
Len Vickery .....51952  
Carl Warner .....51953

### Multimedia Design Unit

Cliff Leigh .....54110

### Education Services

Barry Maher .....54113  
Jane Wilson .....54292

### Television Unit

Kym Hosking .....52764  
Keith Cox .....52914  
Sue Gray .....54336  
Donald McAllister .....54359  
Triny Roe .....54993  
Glynis Rice .....54992

### Operations Services

Allan Woodland .....54017

### Desktop Publishing

Claire Groves .....54169

### High Performance Computing

Gary Allen .....53701  
Wilfred Brimblecombe .....53654

### Network Administration

Max Norris .....53682  
Gavin Stone-Tolcher .....53942

### Operations

Glenda Black .....54188  
Peter Casson .....54129  
Shellie Bunt .....54115  
Stephen Ford .....54075  
Mark Girling .....54115  
Kevin Henderson .....54115  
Ngairé Kelly .....53967  
Michael King .....54114  
Anita Xavier .....54129

### Systems Software

Ian Burgess .....54074  
Catherine Allen .....54428  
Eric Halil .....(R.7.94)  
Carmel Hegarty .....54168  
Marek Krawus .....54287  
Marie Lehmann .....(R.5.94)  
Hank Szeto .....54407

### Infrastructure Services

Graham Rees .....54143

### Network Development

George Michaelson .....54079  
Martin Nicholls .....(R.9.94)  
Chris Teakle .....53690

### SERT

Danny Smith .....54105  
Wilber Williams .....54232

### Network Services

Mark Williams .....54012  
Dennis Clem .....54076  
Lloyd Fischle .....54233  
Bill Louvel .....54077  
Brian McCormick .....54166  
James Millington .....54233  
Kevin O'Sullivan .....54233  
David Vu .....53941

### Technical Services

Kevin Dalton .....54024  
Col Gilmour .....54032  
Tom Biegel .....54406  
Derek Browning .....54406  
Sylvia Hoath .....53938  
Ray Hudson .....54128  
Reg Neil .....54033  
Gary Nunn .....54073  
Ken Yu .....54406

### Finance and Administration

Denis Antonellie .....53963  
Jenny Cook .....54127  
Karen Stone-Tolcher .....54111

### Purchasing

Lynda Murdoch .....54409  
Carolyn Taylor .....53700

### Receipt and Despatch

Peter Low .....54405



CONFIDENTIAL

Office of the Attorney General

January 1994